


**GOOD'S
MILLWORK**



HARDWOOD DOORS



**GOOD'S
MILLWORK**

**YOUR OPEN
DOOR TO
CUSTOMIZATION**

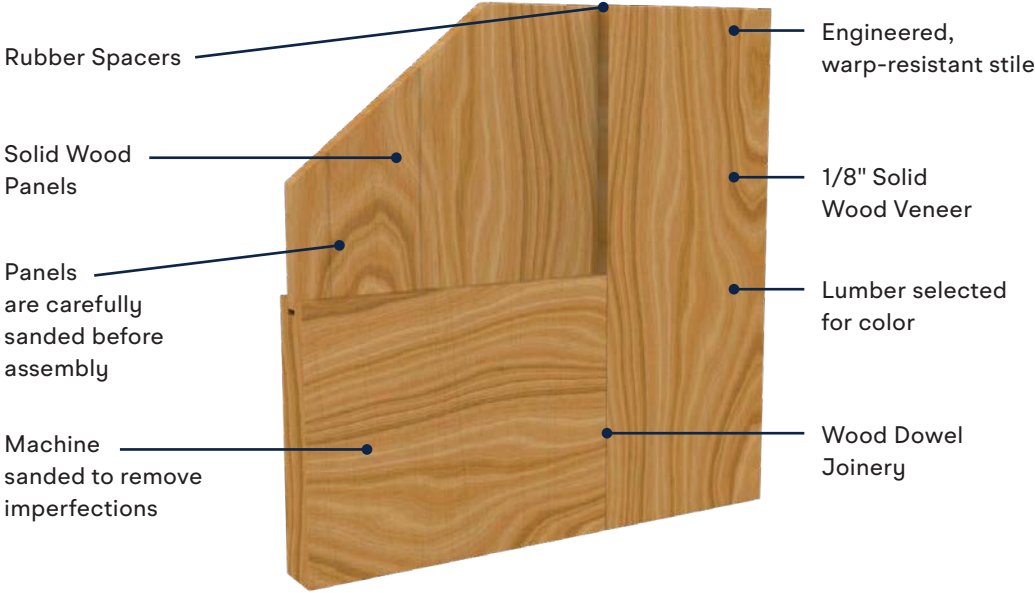
GoodsMillwork.com



CONSISTENT CONSTRUCTION

Good's Millwork produces high end doors, specializing in fulfilling unique design requests. We have crafted thousands of custom doors using the ultimate renewable resource - American Hardwood. Whether you're looking to match an existing door or build a new one from scratch, Good's Millwork has you covered.

With each piece we produce, an enormous focus is placed on consistency and precision to ensure that each door we produce is not only appealing in design, but also resilient and protective.



OUR STORY

When Ivan Good became frustrated that he wasn't able to get a quality custom hardwood door quickly, he decided it was time to begin making them himself. In 2000, Good's Millwork began making hardwood doors and custom millwork full-time. Today, Good's Millwork is locally owned and operated, producing and shipping hardwood doors across the United States.



QUALITY CONTROL
All of our doors are carefully inspected by a professional before they leave our shop.

SECURITY
Wood dowel construction adds strength and durability to each solid hardwood door.

LONGEVITY
A moisture-resistant seal is applied on the bottom of all exterior doors, preventing moisture damage like warping and deterioration.

LET’S GET STARTED

- 1 Be inspired 08-35
- 2 Choose your configuration36-54
- 3 Choose your panel profile.....55
- 4 Choose your sticking panel56
- 5 Choose your wood species.....58-59
- 6 Choose your glass, if applicable 60-65
- 7 Prehung options..... 66
- 8 Hinge options..... 67



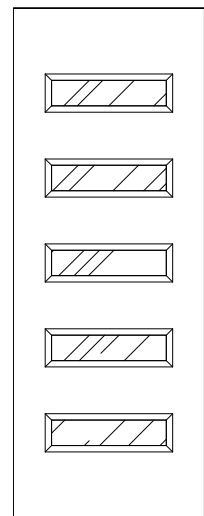
MODERN EXTERIOR

DISTINCTIVE FEATURES:

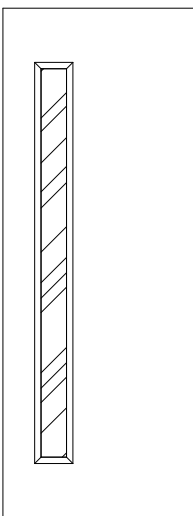
- Clean lines
- Earthy elements
- Minimalist aesthetics

Modern style home exteriors are easy to identify by their attention-grabbing facades. These homes embrace simplicity and minimalism, and tend not to add many embellishments. Many modern style homes showcase bold windows and angular or expansive rooflines, and they also tend to combine wood and brick elements in a way that doesn't appear rustic. Perhaps the most identifiable feature of modern exteriors is clean architectural lines and the use of bold angles.

GET THE LOOK!



DR70100-G5
page 52



DR70100-G1
page 52

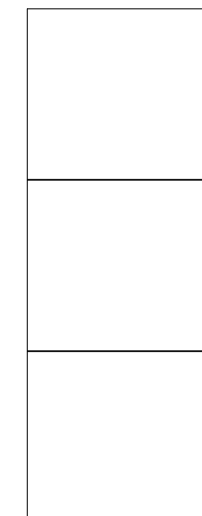




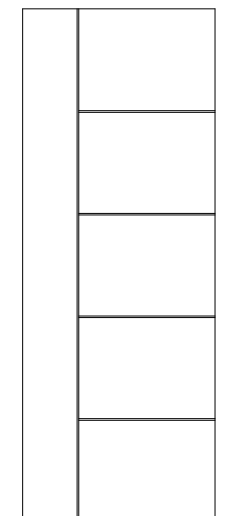
MODERN INTERIOR

Modern interiors showcase the same elements as their exteriors — natural light through large windows, open floor plans, and high ceilings are often seen in a modern interior. Modern doors reflect these architectural design elements, often by embracing clean lines, curved elements, and glass panes.

GET THE LOOK!



DR70300-K1
page 52



DR70600-K2
page 52

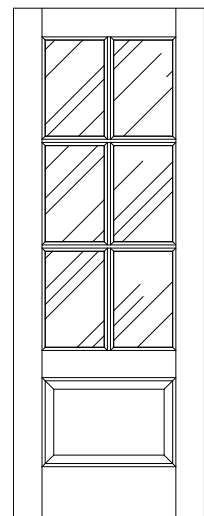
TRADITIONAL EXTERIOR

DISTINCTIVE FEATURES:


- Historical design elements
- Embellished details
- Matching features

Traditional home exteriors often showcase historical design elements and styles. Typically, these styles come from the 18th and 19th centuries, and many times include architectural elements of porches, columns, and shutters. Traditional homes are about creating balance, which means matching elements. This can include gabled roofs, decorative framing, columns, and ornate details.

GET THE LOOK!



DR07020-G2
page 12



DR05551-G1
page 38



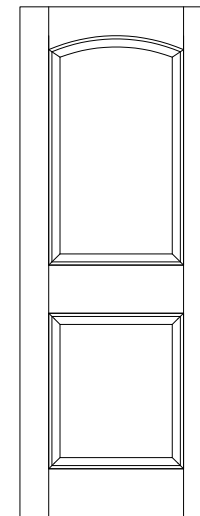
INSPIRATION



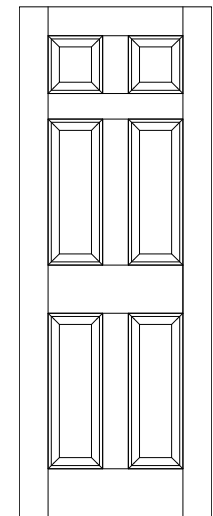
TRADITIONAL INTERIOR

Traditional interiors often boast rich wood tones such as walnut, cherry, mahogany, and oak. These tones are often found in doors, which often feature panels and ornate details that add elegance and style. Also popular in traditional interiors are pairs of accessories, which add to the symmetry of the home. It's not uncommon to see detailed millwork in this style, often used in crown molding, valances, cornices, and built-in cabinetry.

GET THE LOOK!



DR02100-P1
page 46



DR06010-P2
page 50

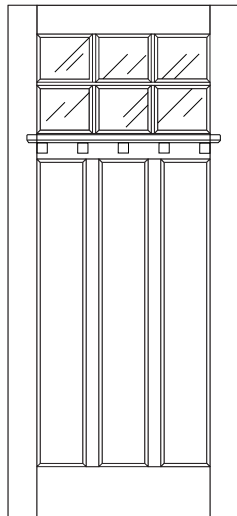
CRAFTSMAN EXTERIOR

DISTINCTIVE FEATURES:

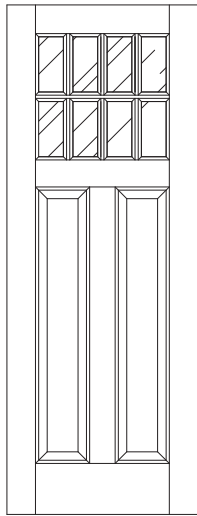
- Tapered columns
- Low-pitched roof lines, gables, deeply overhanging eaves
- Partially paneled doors

Craftsman home exteriors are known for their distinct “arts and crafts” style. This often is reflected in features such as patterned window panes, covered porches, and earthy, neutral paint colors. One particular trademark of this style are the style of door they use. Most Craftsman homes feature doors with glass panes in the upper third of the door, separated from the bottom paneled portion from a thick piece of trim.

GET THE LOOK!



DR09010-G1
page 41



DR10080-G1
page 44






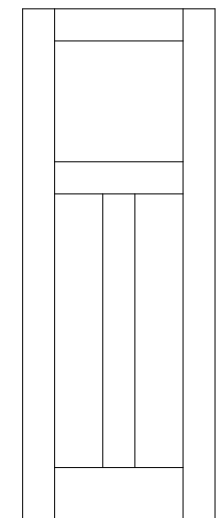
CRAFTSMAN INTERIOR

Craftsman interiors reflect many of the characteristics seen on their exterior, particularly in the doors. Most craftsman style doors feature paned glass and sidelights are also common. Built-in cabinetry is a regular fixture in Craftsman style homes, as is stained wood. These homes tend to showcase large fireplaces and exposed wooden beams. A celebration of more natural looking wood is common, with lots of wooden window frames and thick wooden baseboards or crown molding.

GET THE LOOK!



DR05000-P1
page 49



DR03040-P2
page 48

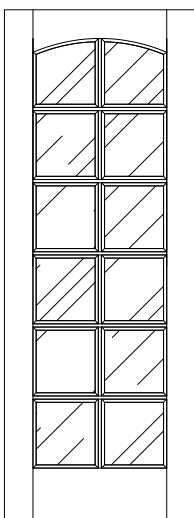
TRANSITIONAL EXTERIOR

DISTINCTIVE FEATURES:

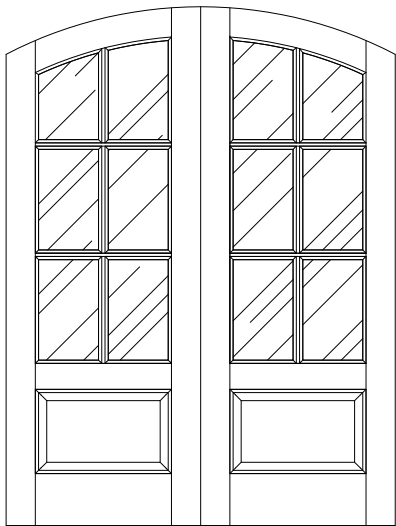
- A blend of classic and modern
- Industrial elements
- Mix of textures

Transitional exteriors are known for their unique features. This home style is a blend of many — a mix of seemingly opposite styles. The result is a balanced, beautiful home that combines the best of different styles in one space. It's not uncommon to see traditional design elements paired with modern choices, such as an open floor plan. Different materials, clean lines, and exaggerated features are often seen in this style.

GET THE LOOK!



DR12110-G1
page 44



DR07521-G2
page 40

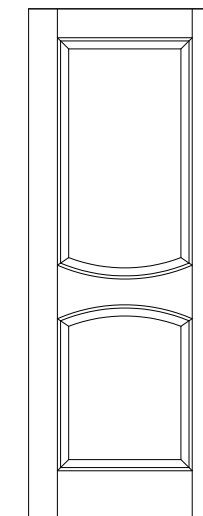





TRANSITIONAL INTERIOR

The beauty of Transitional interiors is the way they cohesively combine different styles in one space. It's not uncommon to see a variety of textures inside a Transitional home, such as wood, glass, fabric, and metal. Many times a Transitional color scheme is neutral, with timeless colors such as white, cream, and beige. Furniture tends to be minimalistic, with simple, clean lines and streamlined accessories.

GET THE LOOK!



DR02050-P1
page 47



DR02000-P2
page 46

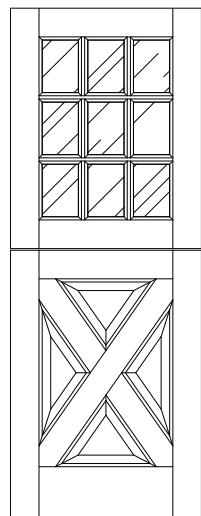
COTTAGE EXTERIOR

DISTINCTIVE FEATURES:

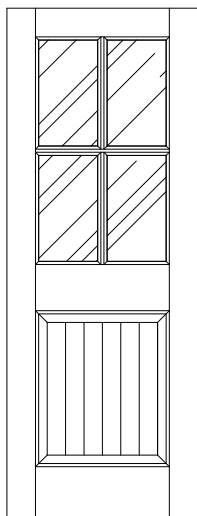
- Steep roof pitches
- Wood and stone exterior
- A focal front door

Cottage exteriors are known for their charming appearance and smaller footprint. It's fairly common for them to feature an asymmetrical facade, where the focus is placed on the front door. These doors often feature raised panels and curved lines to add to the home's curb appeal. Much attention is paid to the window shapes, arched doors, and trim of a Cottage style home. It's also common to see a prominent chimney in a Cottage.

GET THE LOOK!



DR10020-DC
page 53



DR05020-G1
page 38

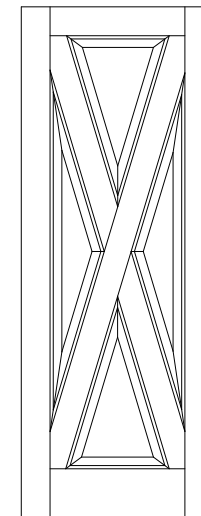




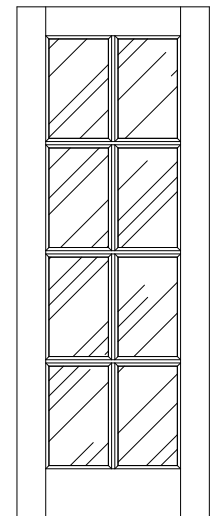
COTTAGE INTERIOR

The interior space of a Cottage is marked by the casual, informal feel of the space. Many times hallways are eliminated from a cottage, to encourage a smooth transition from one room to the next. Cottages typically use a simple, refined color palette, though white is among the most popular choices. Tall windows allow natural daylight to flood Cottage homes, and it is typical to see a double hung window with a small upper sash in these spaces.

GET THE LOOK!



DR01000-C1
page 52



DR08010-G1
page 27

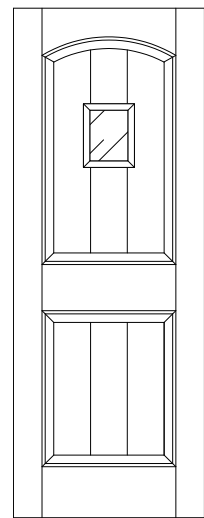
RUSTIC EXTERIOR

DISTINCTIVE FEATURES:

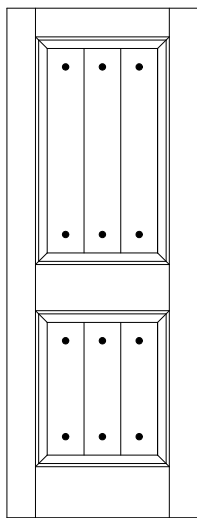
- Raw elements such as wood and stone
- Timber beams
- Large porches

Rustic home exteriors truly celebrate the great outdoors. These homes incorporate large stones and natural wooden elements both outside and inside the home. Wood siding or cedar shakes are often seen in a rustic exterior, as well as large timber beams and stone foundations. Another hallmark of the style is a large, comfortable porch, as well as wide eaves and overhangs.

GET THE LOOK!



DR02100-P1
page 46



DR02000-P1
page 46






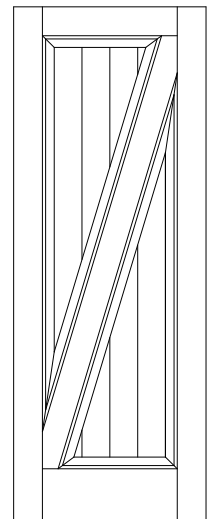
RUSTIC INTERIOR

Inside a Rustic home, it's typical to find more timber columns and wooden beams stained to highlight the natural grain of the wood. Large stone fireplaces are also commonplace. Many times windows are large to let in plenty of natural light, though windows can vary in size. Accents such as non-functional hinges and handles are popular in a Rustic home. Rustic doors celebrate the natural grain of the wood with beautiful, warm details.

GET THE LOOK!



DR42500-P1
page 53



DR01000-C2
page 52

CUSTOM EXTERIOR

When it comes to Custom exteriors, the sky is truly the limit. Building your own home means you are in control of every detail from start to finish. You want to make sure your Custom home exterior is proportional and functional — and that it looks great! You'll want to choose textures and materials that you love. When it comes to your entry door, you'll want to match your home exterior and celebrate the uniqueness of your house.



INSPIRATION



INSPIRATION



CUSTOM INTERIOR

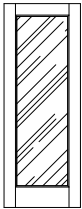
Custom interiors are as special as the outside. You're in control of big and small details, from the size of your rooms to the hardware on your drawers. Interior doors are easy to customize based on your home design style. Good's Millwork is able to create any style you like, using your preferred materials.



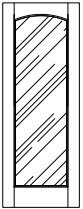
2. CONFIGURATION

Browse over 400 examples of the configurations
Good’s Millwork makes possible for your doorway.

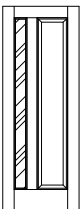
Glass Stile & Rail / 1-4 Panels



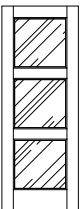
DR01000-G1



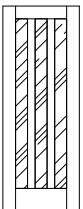
DR01100-G1



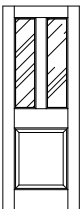
DR02010-G1



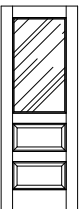
DR03000-G1



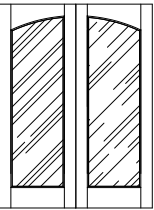
DR03010-G1



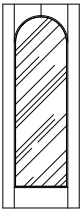
DR03020-G1



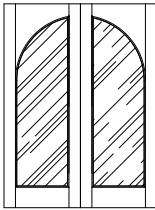
DR03000-G2



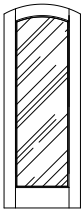
DR01101-G1



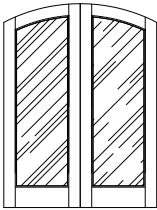
DR01200-G1



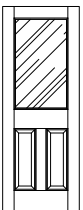
DR01201-G1



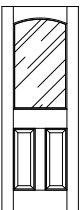
DR01500-G1




DR01501-G1



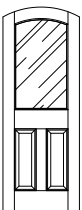
DR03040-G1




DR03140-G1



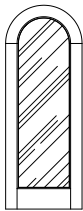
DR03141-G1




DR03540-G1



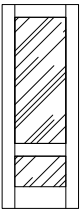
DR03541-G1



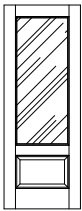
DR01600-G1



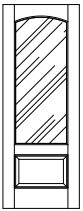
DR01601-G1



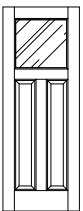
DR02000-G5




DR02000-G2



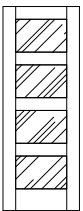
DR02100-G2



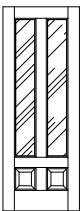
DR03040-G2



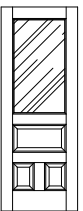
DR03600-G1




DR04000-G1



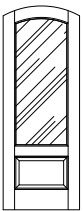
DR04010-G2




DR04040-G1



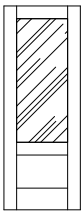
DR02101-G2



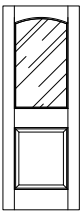
DR02500-G2



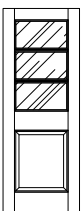
DR02501-G2



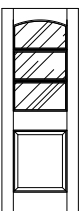
DR02000-G4




DR02100-G1



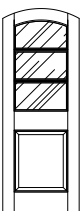
DR04000-G2




DR04100-G1




DR04101-G1



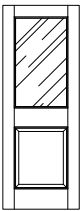
DR04500-G1



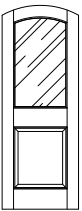
DR04501-G1



DR02101-G1




DR02000-G1



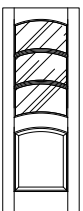
DR02500-G1




DR02501-G1



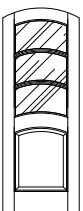
DR02000-G3




DR04150-G1



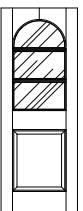
DR04151-G1




DR04550-G1



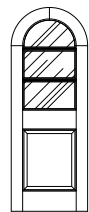
DR04551-G1




DR04200-G1



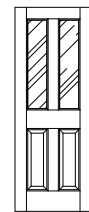
DR04201-G1



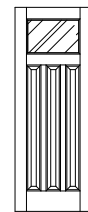
DR04600-G1



DR04601-G1



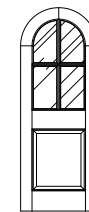
DR04010-G1




DR04042



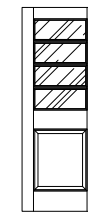
DR05521-G1



DR05620-G1



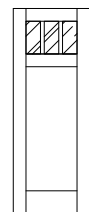
DR05621-G1



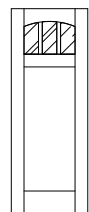
DR05000-G5




DR05100-G1



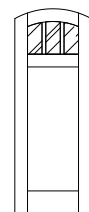
DR04020-G1




DR04120-G1




DR04521-G1




DR04520-G1



DR04521-G1



DR05101-G1




DR05101-G2




DR05000-G3



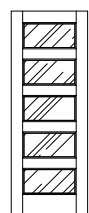
DR05100-G2



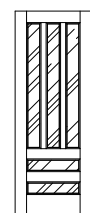
DR05501-G2



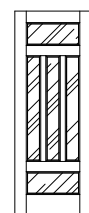
DR04010-G3



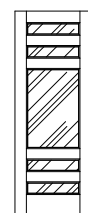
DR05000-G1



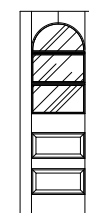
DR05020-G3




DR05030-G1



DR05000-G4




DR05200-G1



DR05201-G1




DR05500-G1



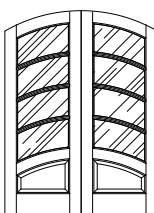
DR05501-G1



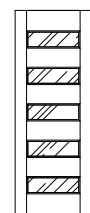
DR05600-G1



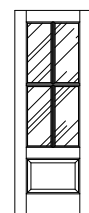
DR05401-G1



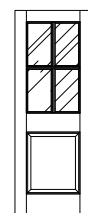
DR05551-G1




DR05000-G2



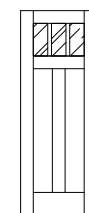
DR05020-G2



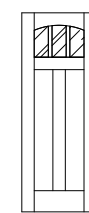
DR05020-G1



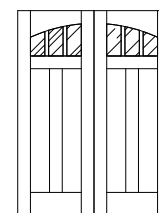
DR05601-G1



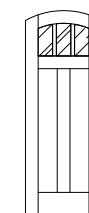
DR05080-G1



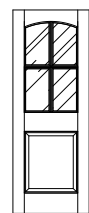
DR05180-G1



DR05181-G1



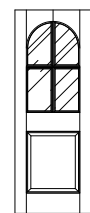
DR05580-G1




DR05120-G1



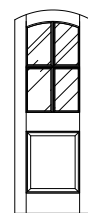
DR05121-G1



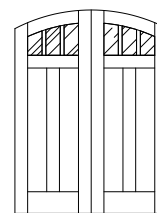
DR05220-G1



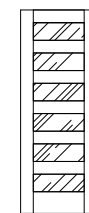
DR05221-G1



DR05520-G1



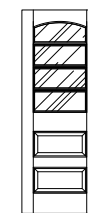
DR05581-G1




DR06000-G1



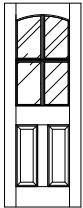
DR06000-G2




DR06100-G1



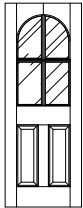
DR06501-G1




DR06110-G1



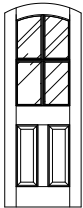
DR06111-G1




DR06210-G1



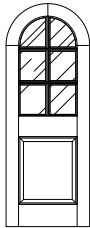
DR06211-G1



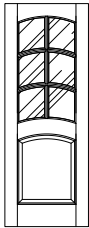
DR06510-G1




DR07521-G1



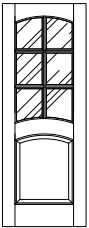
DR07620-G1




DR07160-G1



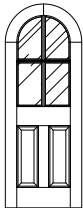
DR07161-G1




DR07170-G1



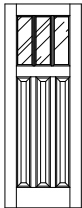
DR06511-G1



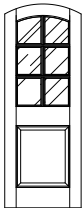
DR06610-G1




DR06611-G1



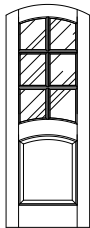
DR06010-G1




DR07520-G1



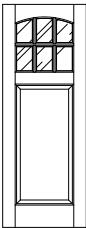
DR07171-G1




DR07570-G1




DR07571-G1



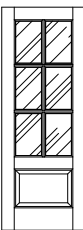
DR07122-G1



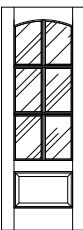
DR07022-G1




DR07051-G1



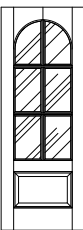
DR07020-G2




DR07120-G2



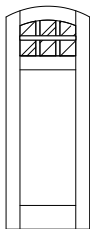
DR07121-G2



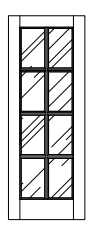
DR07220-G2



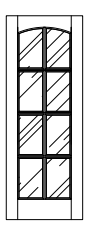
DR07122-G2



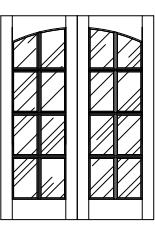
DR07522-G1




DR08010-G1



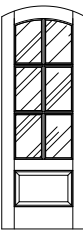
DR08110-G2




DR08111-G2



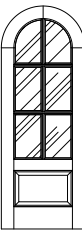
DR07221-G1




DR07520-G2



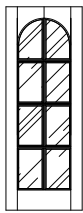
DR07521-G2




DR07620-G2



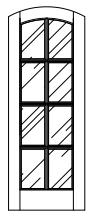
DR07621-G1




DR08210-G2



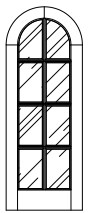
DR08211-G1



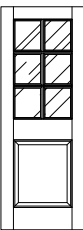
DR08510-G2



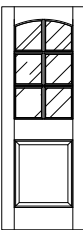
DR08511-G2




DR08610-G2



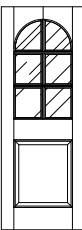
DR07020-G1



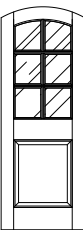
DR07120-G1




DR07121-G1



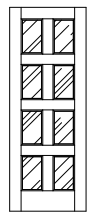
DR07220-G1



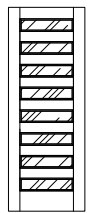
DR07520-G1




DR08611-G1



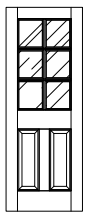
DR08010-G3



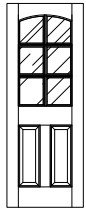
DR08000-G1




DR08621-G1



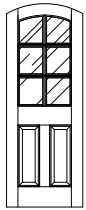
DR08010-G2




DR08110-G1



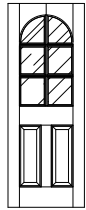
DR08111-G1



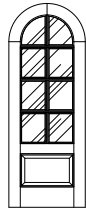
DR08510-G1




DR08511-G1



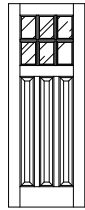
DR08210-G1



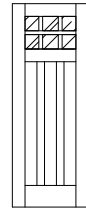
DR09620-G1



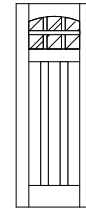
DR09621-G1



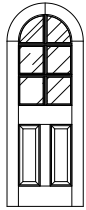
DR09010-G2



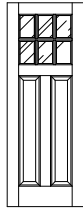
DR09010-G1



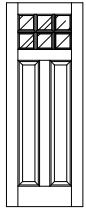
DR09110-G1




DR08610-G1




DR08080-G3




DR08080-G1



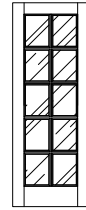
DR08180-G1



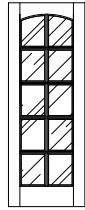
DR08580-G1



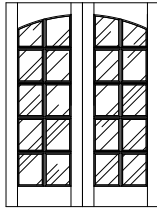
DR09510-G1



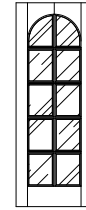
DR10010-G1



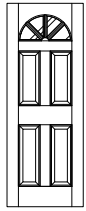
DR10110-G1



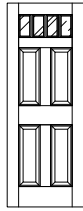
DR10111-G1



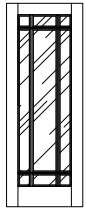
DR10210-G1



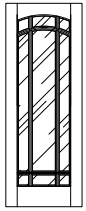
DR08280-G2




DR08080-G2




DR09010-G3



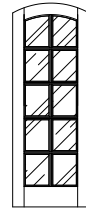
DR09170-G1



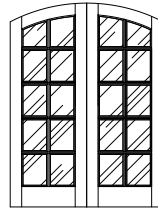
DR09171-G1



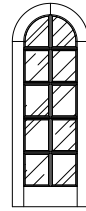
DR10211-G1




DR10510-G1



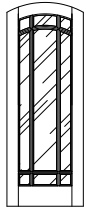
DR10511-G1




DR10610-G1




DR10611-G1



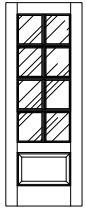
DR09570-G1



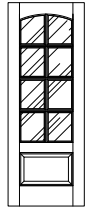
DR09571-G1



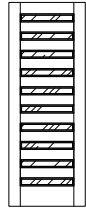
DR09681-G1



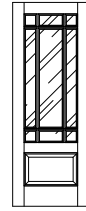
DR09020-G1



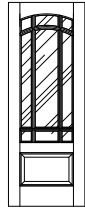
DR09120-G1




DR10000-G1



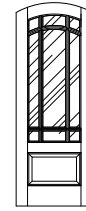
DR10020-G2




DR10170-G1



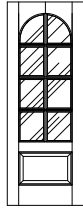
DR10171-G1




DR10570-G1



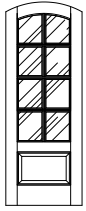
DR09121-G1




DR09220-G1




DR09221-G1



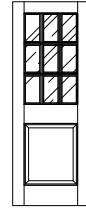
DR09520-G1



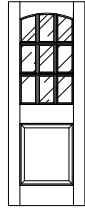
DR09521-G1



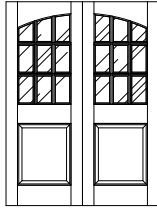
DR10571-G1



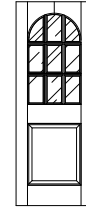
DR10020-G1



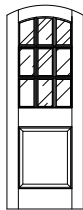
DR10120-G1




DR10121-G1



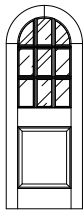
DR10220-G1




DR10520-G1



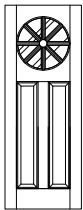
DR10521-G1



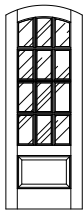
DR10620-G1




DR10080-G1



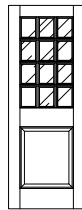
DR10280-G1



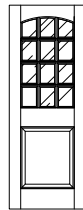
DR13520-G1



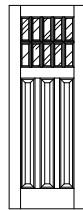
DR13521-G1



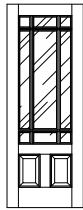
DR13020-G1



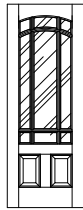
DR13120-G1




DR13080-G1




DR11080-G1



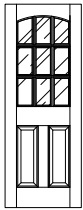
DR11190-G1



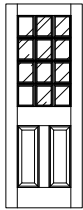
DR11191-G1



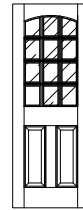
DR11591-G1



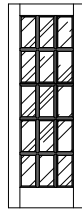
DR11180-G1



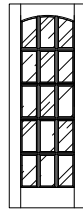
DR14080-G1



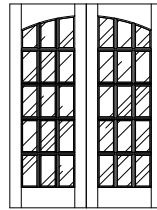
DR14180-G1




DR15010-G1



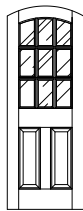
DR15110-G1




DR15111-G1



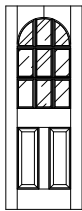
DR11181-G1



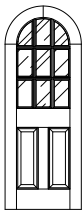
DR11580-G1



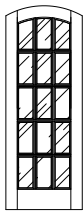
DR11581-G1



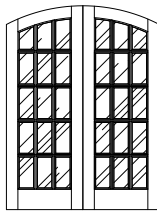
DR11280-G1



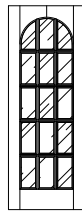
DR11680-G1



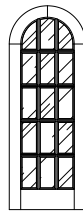
DR15510-G1



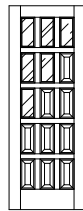
DR15511-G1



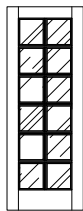
DR15210-G1



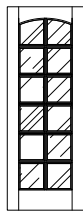
DR15610-G1



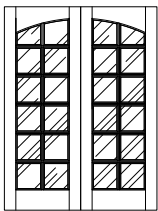
DR15010-G2



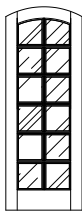
DR12010-G1



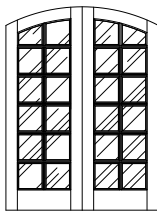
DR12110-G1



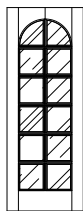
DR12111-G1



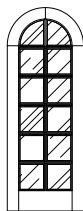
DR12510-G1



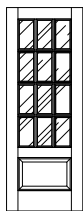
DR12511-G1



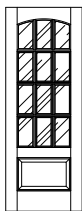
DR12210-G1




DR12610-G1



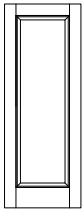
DR13020-G2



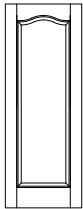
DR13120-G2



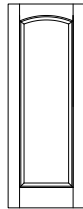
DR13121-G1



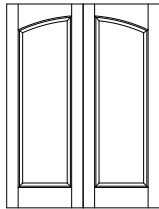
DR01000-P1



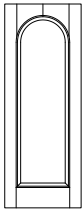
DR01300-P1



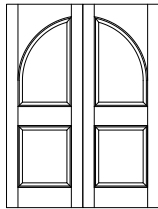
DR01100-P1



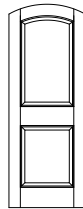
DR01101-P1




DR01200-P1



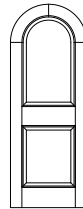
DR02201-P1




DR02500-P1




DR02501-P1



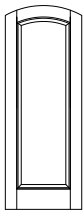
DR02600-P1




DR02601-P1



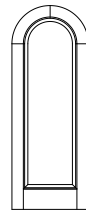
DR01201-P1




DR01500-P1



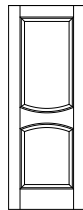
DR01501-P1



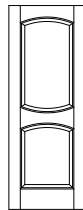
DR01600-P1



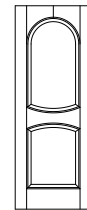
DR01601-P1



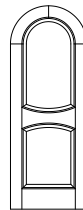
DR02050-P1



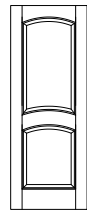
DR02150-P2



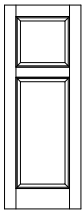
DR02250-P1



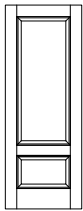
DR02650-P1



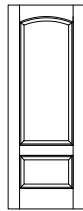
DR02150-P1



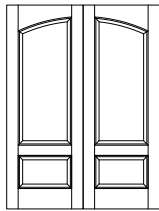
DR02000-P3



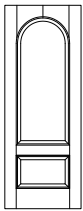
DR02000-P2




DR02100-P2



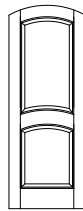
DR02101-P2




DR02200-P2



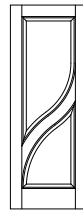
DR02151-P1



DR02550-P1




DR02551-P1



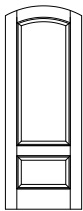
DR02050-P2



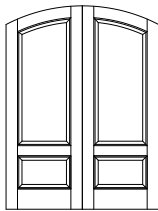
DR02250-P2



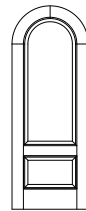
DR02201-P2




DR02500-P2



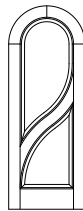
DR02501-P2




DR02600-P2



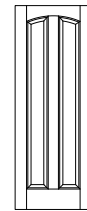
DR02601-P2



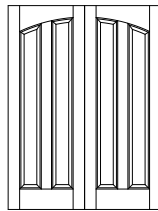
DR02650-P2



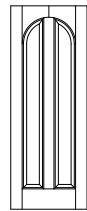
DR02010-P1



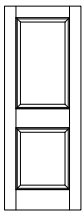
DR02110-P1



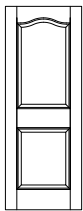
DR02111-P1



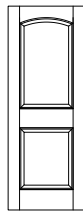
DR02210-P1



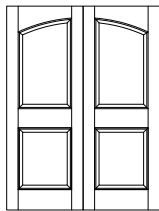
DR02000-P1



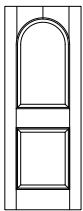
DR02300-P1



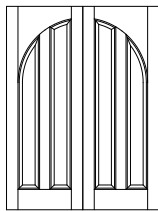
DR02100-P1




DR02101-P1



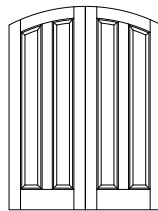
DR02200-P1




DR02211-P1




DR02510-P1



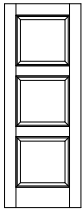
DR02511-P1



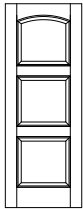
DR02610-P1



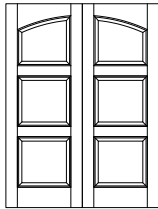
DR02611-P1



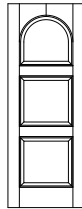
DR03000-P1



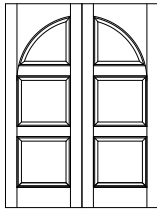
DR03100-P1



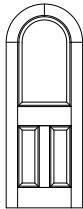
DR03101-P1




DR03200-P1



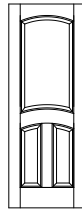
DR03201-P1



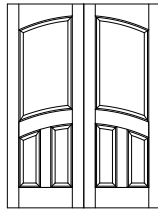
DR03640-P1



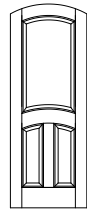
DR03641-P1



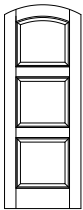
DR03160-P1



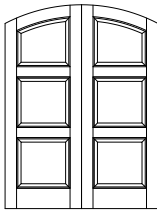
DR03161-P1



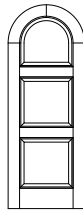
DR03560-P1




DR03500-P1



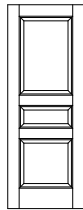
DR03501-P1



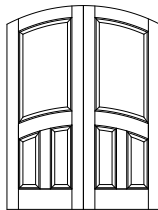
DR03600-P1



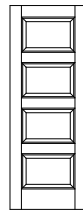
DR03601-P1



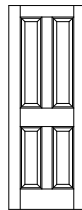
DR03000-P2



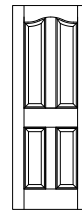
DR03561-P1



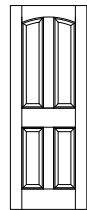
DR04000-P1



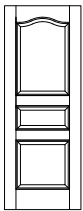
DR04010-P1



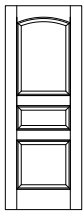
DR04310-P1



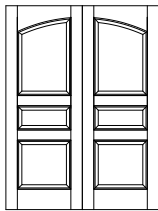
DR04110-P1



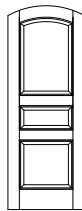
DR03300-P1



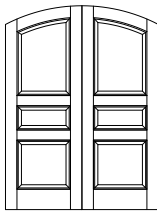
DR03100-P2



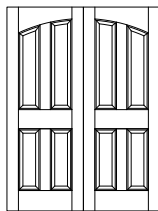
DR03101-P2



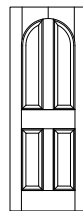
DR03500-P2




DR03501-P2



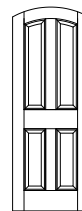
DR04111-P1



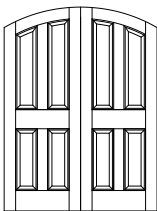
DR04210-P1



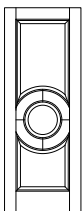
DR04211-P1




DR04510-P1



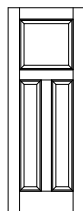
DR04511-P1



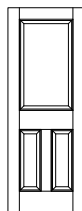
DR03050-P1



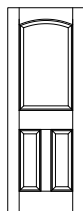
DR03010-P1



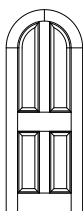
DR03040-P2




DR03040-P1



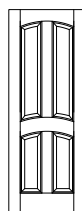
DR03140-P1




DR04610-P1



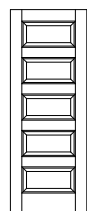
DR04611-P1



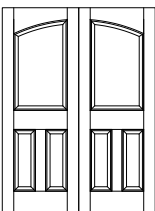
DR04160-P1



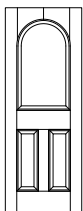
DR04161-P1



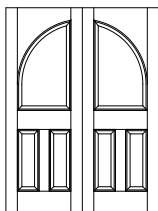
DR05000-P1



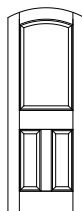
DR03141-P1



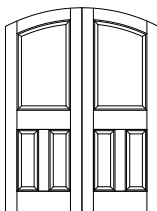
DR03240-P1



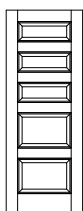
DR03241-P1



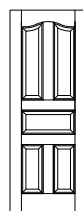
DR03540-P1



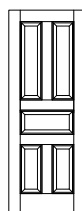
DR03541-P1



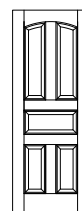
DR05000-P2




DR05330-P1



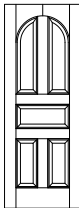
DR05030-P1



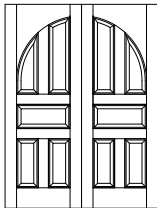
DR05130-P1



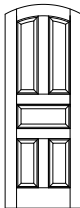
DR05131-P1



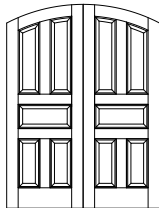
DR05230-P1



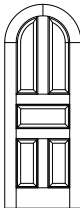
DR05231-P1



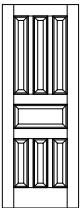
DR05530-P1



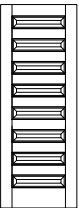
DR05531-P1



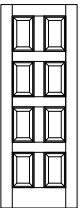
DR05630-P1




DR07030-P1



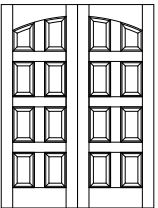
DR08000-P1




DR08010-P1



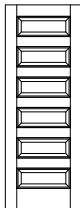
DR08110-P1



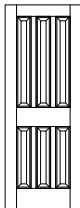
DR08111-P1



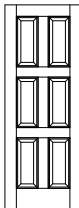
DR05631-P1



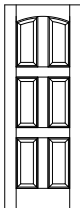
DR06000-P1




DR06012




DR06010-P1



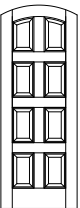
DR06110-P1



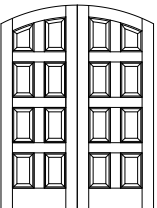
DR08210-P1



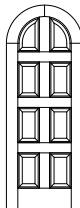
DR08211-P1



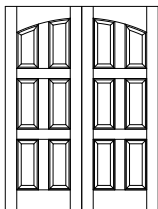
DR08510-P1



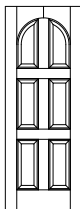
DR08511-P1



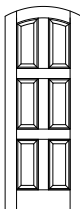
DR08610-P1



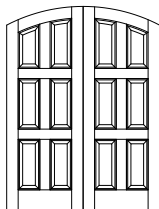
DR06111-P1



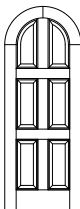
DR06210-P1




DR06510-P1



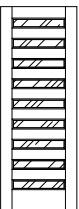
DR06511-P1



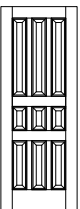
DR06610-P1



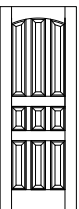
DR08611-P1



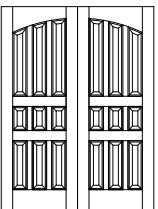
DR09000-P1



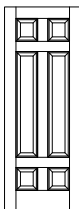
DR09010-P1



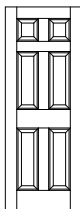
DR09110-P1



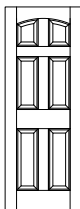
DR09111-P1



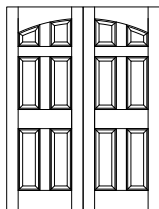
DR06010-P3



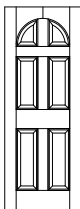
DR06010-P2



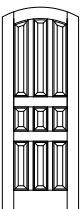
DR06110-P2




DR06111-P2



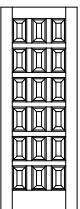
DR06210-P2



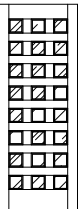
DR09510-P1




DR09511-P1



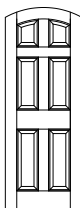
DR18010-P1



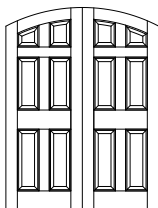
DR24010-P1



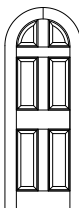
DR06211-P1




DR06510-P2



DR06511-P2




DR06610-P2




DR06611-P1

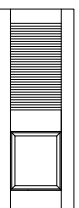
LOUVERED
DOORS



DR01000-L1

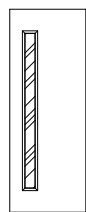


DR02000-L1

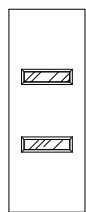


DR02000-L2

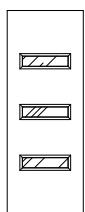
FLUSH
DOORS



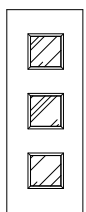
DR70100-G1



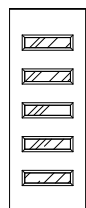
DR70100-G2



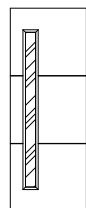
DR70100-G3




DR70100-G4




DR70100-G5



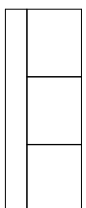
DR70300-B1




DR70300-K1



DR70400-K1




DR70400-K2



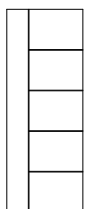
DR70500-K1



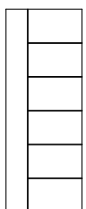
DR70500-K2




DR70600-K1



DR70600-K2



DR70700-K2



DR70900-K1

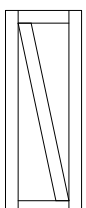


DR71000-K2

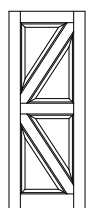


DR72000-K1

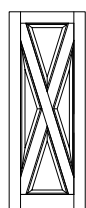
CROSSBUCK
STILE & RAIL
DOORS




DR01000-C2



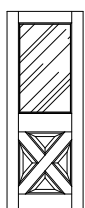
DR02000-C3



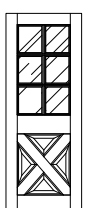
DR01000-C1



DR02000-C2

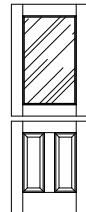


DR02000-C1

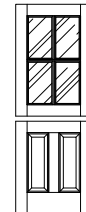


DR07020-C1

DUTCH DOORS



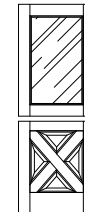
DR03040-D1



DR06010-D1



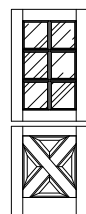
DR08010-D1



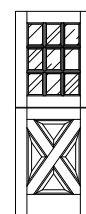
DR02000-DC



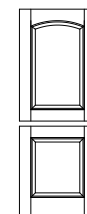
DR05020-DC



DR07020-DC



DR10020-DC



DR02100-D1

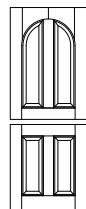


DR02500-D1




DR02600-D1

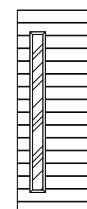
PLANK DOORS



DR04210-D1



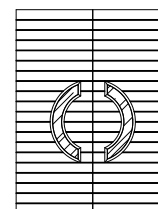
DR41000-P1



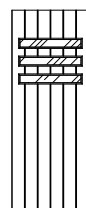
DR41000-G1



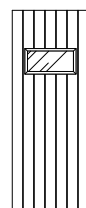
DR41000-G2



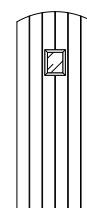
DR41001-G1



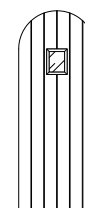
DR42000-G1



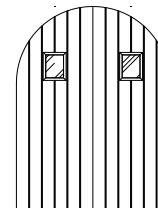
DR42000-G2



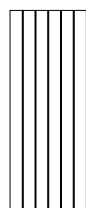
DR42500-S1



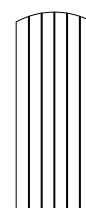
DR42600-S1



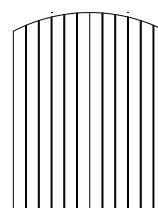
DR42601-S1



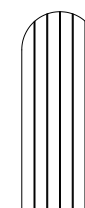
DR42000-P1



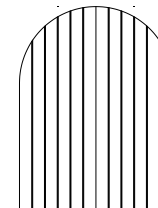
DR42500-P1



DR42501-P1

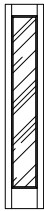


DR42600-P1

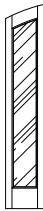


DR42601-P1

SIDELITES



SL01000-G1



SL01501-G1



SL02000-G1




SL02501-G1



SL02000-G2



SL02101-G1



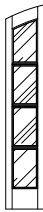
SL02501-G3



SL03000-G3



SL04000-G1



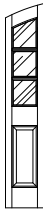
SL04501-G1



SL04000-G3



SL04000-G2

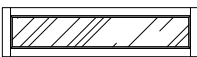


SL04501-G2

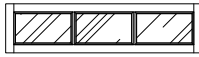


SL05000-G1

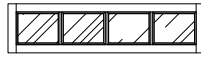
TRANSOMS



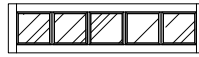
TR01000-G1



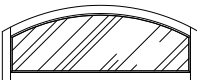
TR03010-G1



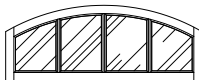
TR04010-G1



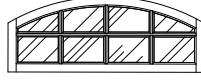
TR05010-G1



TR01500-G1



TR04510-G1



TR08510-G1



TR12510-G1

3. PANEL PROFILE



Flat



Scoop



Large Convex



Cove Double Hip



Cove



Taper



Cove Double Hip 2



Chamfer Plank

For additional panel profiles,
please visit our website
GoodsMillwork.com

4. STICKING PROFILE



Square



Bevel



Standard Ogee



Ovalo



Classic Ogee



Applied Moulding GM943 on Ogee



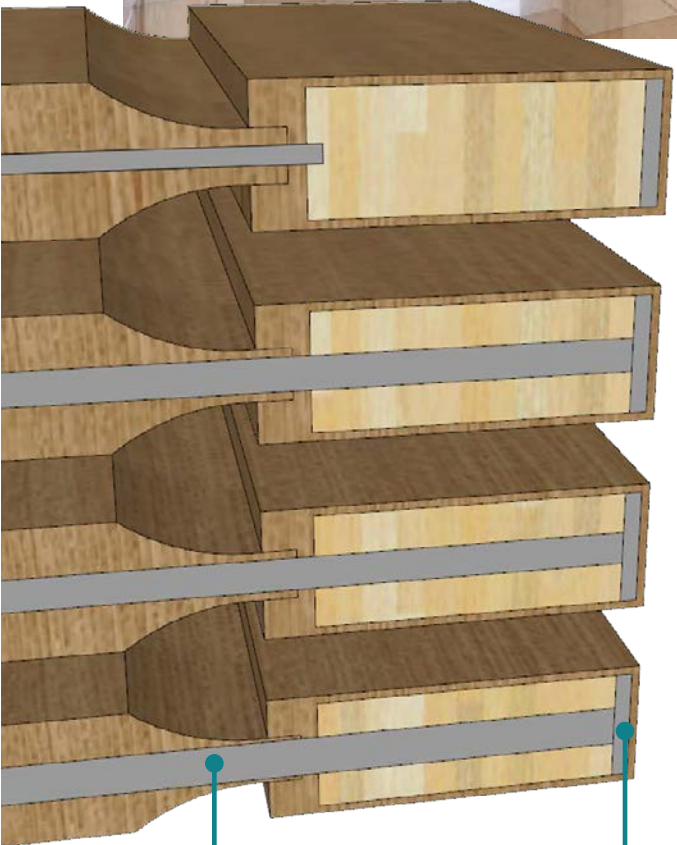
Quarter Round



Inset Moulding (GM383)

For additional panel profiles,
please visit our website
[GoodsMillwork.com](https://www.goodsmillwork.com)

FIRE-RATED DOORS



Fire Core

Fire Edge

Fireproof edge expands
when hot to seal the door
and protect the room.

20-Minute Rating Positive Pressure

0.25" Fire Core | 1.75"-2.25" Door Thickness

If the door is prehung, the door jamb, hinges, and sill match the door's fire-rating.

45-Minute Rating Positive Pressure

0.50" Fire Core | 1.75"-2.25" Door Thickness

If the door is prehung, the door jamb, hinges, and sill match the door's fire-rating.

60-Minute Rating Positive Pressure

0.50" Fire Core | 1.75"-2.25" Door Thickness

If the door is prehung, the door jamb, hinges, and sill match the door's fire-rating.

90-Minute Rating Positive Pressure

0.625" Fire Core | 1.75"-2.25" Door Thickness

If the door is prehung, the door jamb, hinges, and sill match the door's fire-rating.

5. WOOD SPECIES

Good’s Millwork offers a wide array of American hardwood species to choose from.



Knotty Alder



Superior Alder



Natural Beech



Rustic Beech



White Soft Maple



White Hard Maple



Knotty Pine



Ponderosa Pine



Birch




Cherry



Rustic Cherry




Cypress



Poplar



Red Oak



Quarter Sawn Red Oak



Walnut



Douglas Fir



Hickory



Rustic Hickory



Mahogany



Rustic Walnut



White Oak




Quarter Sawn White Oak



Rustic White Oak

6. GLASS OPTIONS



Glass panes are a great way to maximize the amount of light that enters a home. Good's Millwork offers a range of glass options with varying opacities so you can enjoy both natural light and privacy in your home.



GL 1013-5 Euro Granite 5mm



GNA 0189-4 Clear Antique 4mm 2



GL 140 Lakeland Flemish 4mm



GL 385 Slendervue 4mm



GL 585 Reeded 4mm




GL 495 Reed Sandblasted 4mm



SB 3907XL Euro Seedy 3mm



C81 001 Winterlake 4mm



CL 1015-5 Chord 5mm



GL 520 Cotswold 4mm



GL 401 European Rain 4-5mm




GI IMA6 Clear Berman Ima 6mm




GI 002 Spraylite 4mm




C80 001-000 Pattern 80 Clear 4mm




GL 300 Aquatex 4mm




GL 600 Eighth Reeded Estriado 4mm




GL 750 16th Thin Reed Rayado 4mm



GL 650 Fluid 4mm




GL ML014 Master Ligne 4mm



GL 601 Thela 4mm




GL 470 Bamboo 4mm




GL 365 Autumnvue 4mm



GL 1103-5 Victorian 5mm




GL 1011-6 Twist 6mm




GL MR014 Master Ray 4mm



GL 400 Delta Machine Craquel 4mm




GL 405 Chinchilla 4mm




GL 505 Taffeta 4mm




GL 1018-5 Clear Honeycomb 5mm




GI 100 Clear Pattern Glue Chip 4mm




GI AQU14 Clear Berman Aqu1 4mm



GL 550 Stippolyte 4mm



GI ETRE4 Clear Berman Etre 4mm



GL 560 Sycamore 4mm



GI 001 Rain Glass 4mm




GL 630 Seafoam 4mm




GL 1101-5 Euro Hammered 5mm-03



GL 610 Half Cross Reeded 4mm



BR 4140 Paris 4mm



GL MLE014 Master Lens 4mm




GL 701 Euro Drop 4mm



GL 702 Nue Abstracto 4mm



GL 575 Mayflower 4mm




GL MC014 Master Carre 4mm



GL 1101-5 Euro Hammered 5mm-04




IMP 001 Impresso 4mm




BR 4160 Roble 4mm




BR 5400 Novomat Clear 4mm




GL 1017-6 Clear Wire Glass 6mm



GL 1014 Clear Froslite 4mm



GL 1016 Screen 4mm




GL MP014 Master Point 4mm




GL 1012 Delta Mist 4mm



GL 470F Bamboo Sandblasted 4-5mm



GL 765 Basketweave 4mm




GL 830 Silesia 4mm




GL 400F Delta Frosted 4mm



BR 001 Novoglass Clear 4mm



GL 620 Sixteenth Cross Reeded 4mm



GL 680 Eighth Cross Reeded 4mm



GL 570 Everglade 4mm



BR 4110 Origami 4mm



BR 4120 Cannes 4mm



GI 006M Clear Mirror 6mm



GL 760 Floreal 4mm



GL 330 Mystievue 4mm



ZDR 500XL Clear Glue Chip 5mm




AM 01 White Antique Mirror 6mm




Beveled Glass (Low Privacy)



GI 400 Floralite 4mm

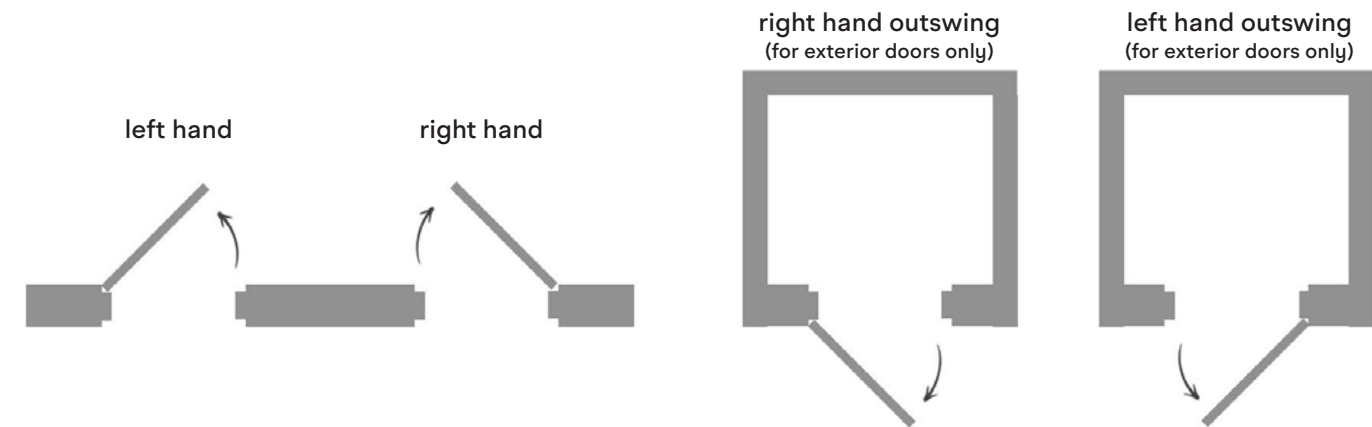


GL 670 Sparkolite 4mm




GL 1013-5 Euro Granite 5mm

7. PREHUNG OPTIONS



Endura Adjustable Sill
Available Sizes: 5 5/8", 8", 8 1/2", 9", 10"



Endura Outswing Bumper Sill
Available Sizes: 5 5/8", 7 5/8", 8", 8 1/2", 9", 9 5/8", 10"



ADA Low Profile Sill
Available Sizes: 8", 10"



Available Colors: Mill or Bronze

8. HINGES



Flat Black (US1B)



Oil Rubbed Bronze (US10B)



Antique Nickel (US15A)



Satin Nickel (US15)



Brushed Chrome (US26D)



Polished Chrome (US26)



Antique Brass (US5)



Satin Brass (US4)



Polished Brass (US3)

Sizes



standard duty
3.5"



standard duty
4"



heavy duty
4"

Shapes



square corner



round corner



TRILENNIUM®

MULTI-POINT LOCKING SYSTEMS

Protect your home. Preserve your style.

Trilennium® delivers 3x the strength, 3x the security and 3x the performance with one multi-point locking system, resulting in maximum peace of mind and homeowner satisfaction.

Operating as one, all three bolts engage when the door is closed, fighting deflection even when the door is unlocked.

One movement of the key or thumbturn activates all three bolts, drawing the door into perfect alignment with three true deadbolts that cannot be compromised. Plus, it's easy to use. Just one turn of the lever disengages all three bolts for easy operation time after time.

Trilennium's superior strength works when others fail, achieving the industry's highest ratings for structural and forced entry testing. A solid, one-piece I-Beam runs the full length of the lock. This not only increases the strength and precision of the lock, but also strengthens the door edge, preventing warping over the life of the panel.

CHOOSE YOUR LOCK

TRILENNIUM® 3000
Multi-point security for standard door panels (Single and French active panels).

TRILENNIUM® 3020
French Mortise Lock
For the inactive door in French units, the 3020's I-Beam enhances system strength.

TRILENNIUM® 3500
Five-Point Lock
Delivers enhanced security for French doors with five locking points (French active panels).




A stronger multi-point lock with I-Beam construction means ultimate peace of mind for you.

HOW TRILENNIUM WORKS



When activated, each Trilennium® bolt becomes a true deadbolt that cannot be compromised.



One simple turn of the key or thumbturn engages all three bolts for perfect alignment and added performance.



With the panic release feature, just one turn of the lever disengages all three bolts at once for easy operation.

READY TO OPEN THE DOOR TO UNLIMITED CUSTOMIZATION?

❶ Gather inspiration

Take photos of your home or gather blueprints.

❷ Connect with a dealer

Find a local Good's Millwork authorized dealer near you.
GoodsMillwork.com/where-to-buy

❸ Place your order

Your local authorized dealer will guide you through the ordering process. Once completed, our craftsmen will get to work building your door(s) to your exact specifications.





**GOOD'S
MILLWORK**

**YOUR OPEN DOOR
TO CUSTOMIZATION**

Contact your local Good's Millwork
authorized dealer to get started!